

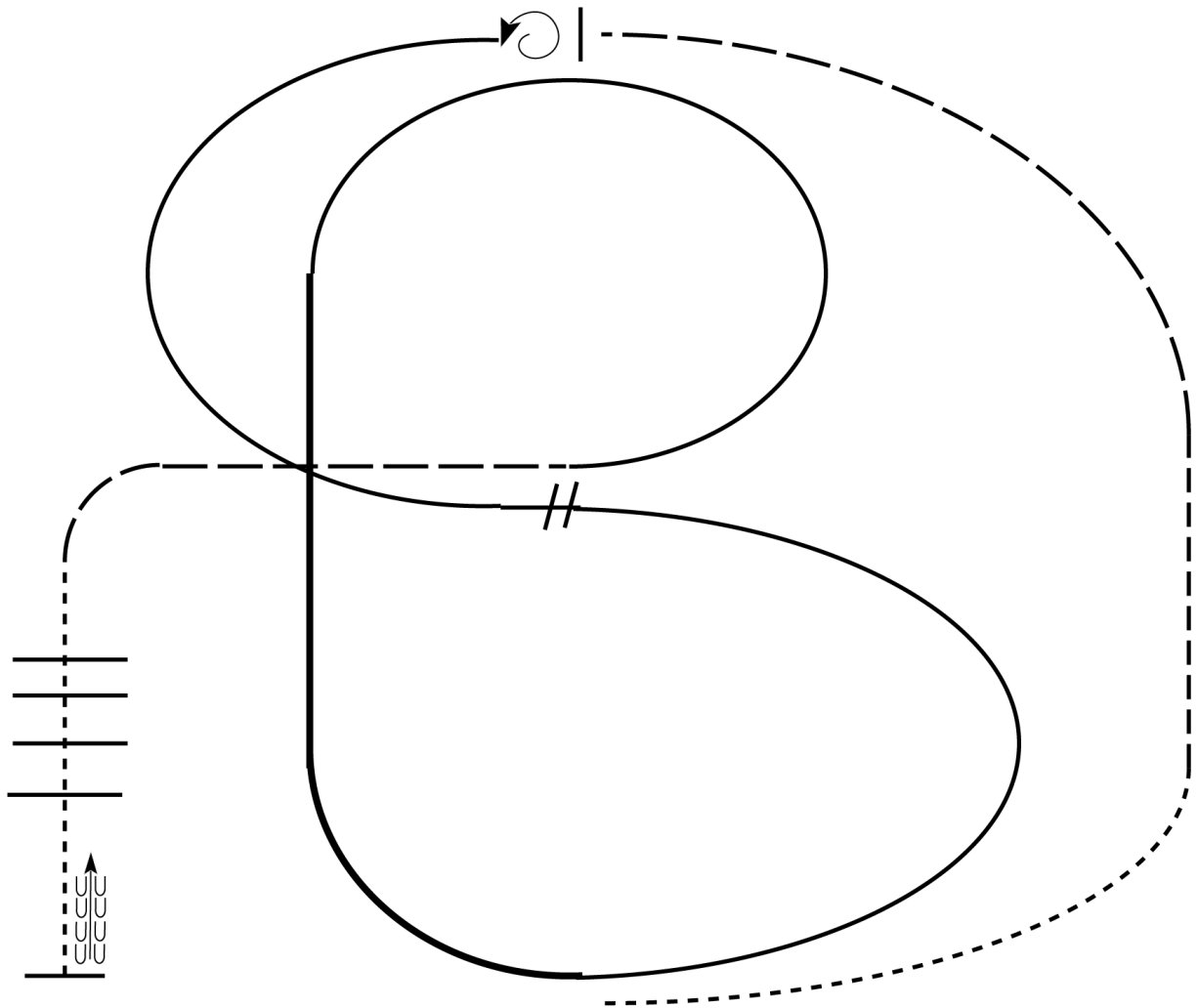
Clinton County Fair Open Pleasure Show

Ranch Riding

Show Date: 07-30-2017

w w w . H o r s e S h o w P a t t e r n s . c o m

w w w . H o r s e S h o w P a t t e r n s . c o m



1. Walk
2. Trot
3. Extend the trot, at the top of the arena, stop
4. 360 degree turn to the left
5. Left lead 1/2 circle, lope to the center
6. Change leads (simple or flying)
7. Right lead 1/2 circle
8. Extended lope up the long side of arena (right lead)
9. Collect back to a lope around the top of the arena and back to center
10. Break down to an extended trot
11. Walk over poles.
12. Stop and back

Walk	-----
Jog	- - - - -
Extended Jog	-----
Lope	—————
Lead Change	////
Back	←←←←←
Marker	ⓑ

[RR/1]

Pattern Provided by:
Chad Moshier

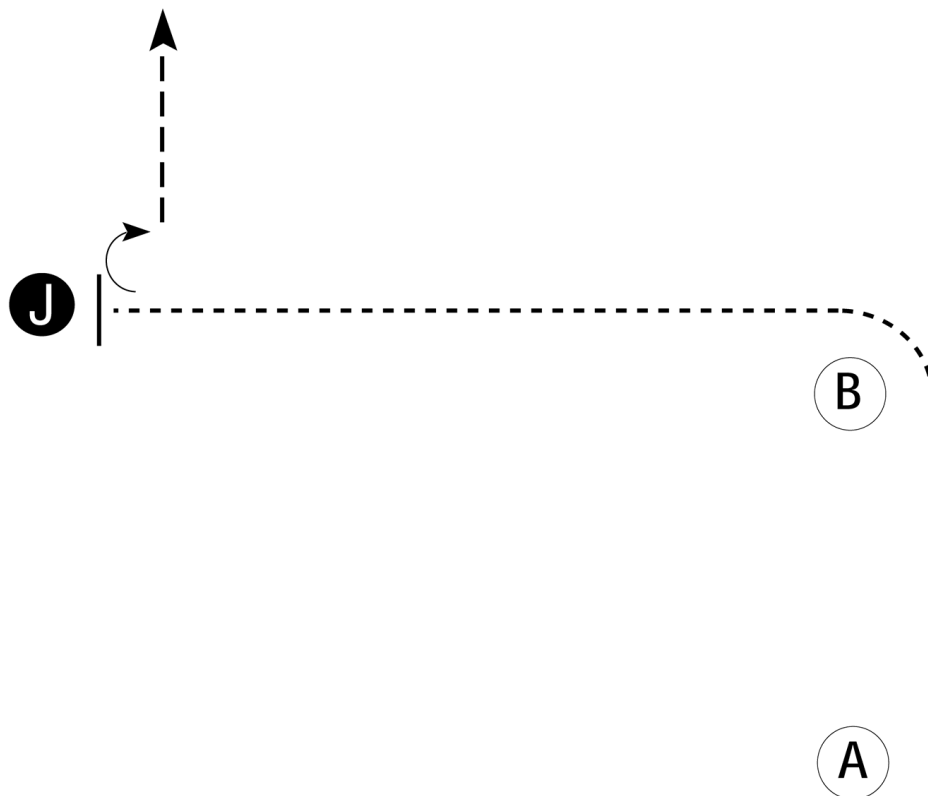
Clinton County Fair Open Pleasure Show

SMS- Pee Wee

Show Date: 07-30-2017

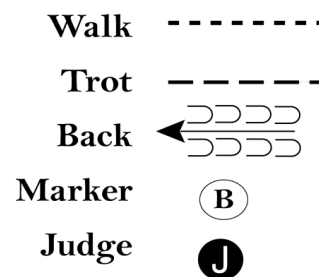
w w w . H o r s e S h o w P a t t e r n s . c o m

w w w . H o r s e S h o w P a t t e r n s . c o m



Be ready at A.

1. Trot from A to B.
2. At B, walk to judge.
3. Stop and set up for inspection.
4. When dismissed, turn 90 degrees and trot away from judge.
5. Follow the instructions of your ring steward.



[S/WT-12]

Pattern Provided by:
Chad Moshier

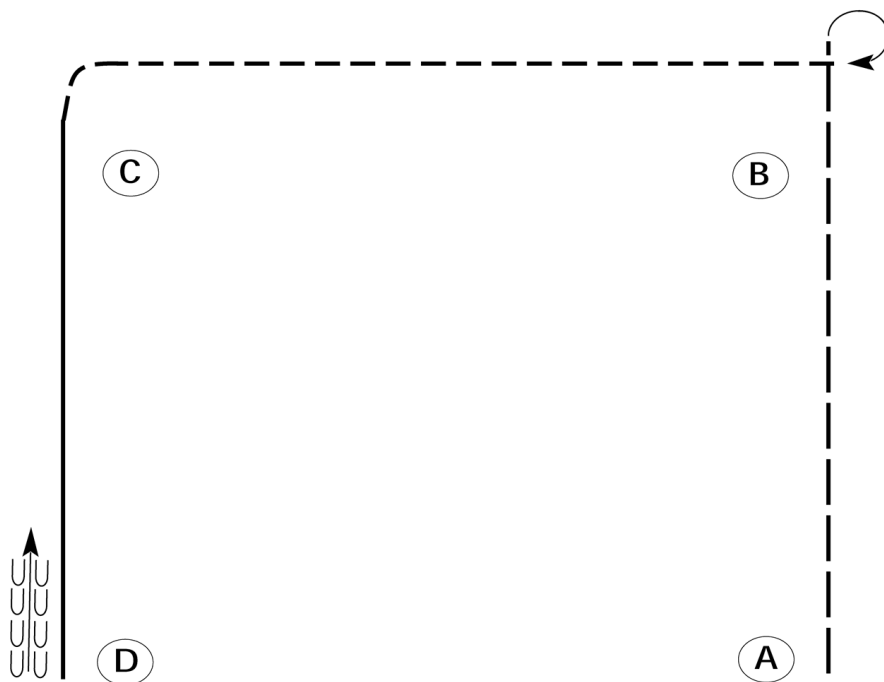
Clinton County Fair Open Pleasure Show

HMS- Jr, Sr & Adult

Show Date: 07-30-2017

www.HorseShowPatterns.com

www.HorseShowPatterns.com



Be ready at A.

1. Extended jog from A to B.
2. Stop past B and execute a 270 degree turn to the right.
3. Jog from B around C.
4. Lope on the left lead from C to D.
5. Stop at D and back one horse length.

Please exit at a jog.

Walk	-----
Jog	-----
Extended Jog	-----
Lope	—————
Leg Yield	
Lead Change	—/—
Back	←←←←←
Marker	⊙ B
Sidepass	←-----→

[WH/1-23]

Pattern Provided by:

Chad Moshier

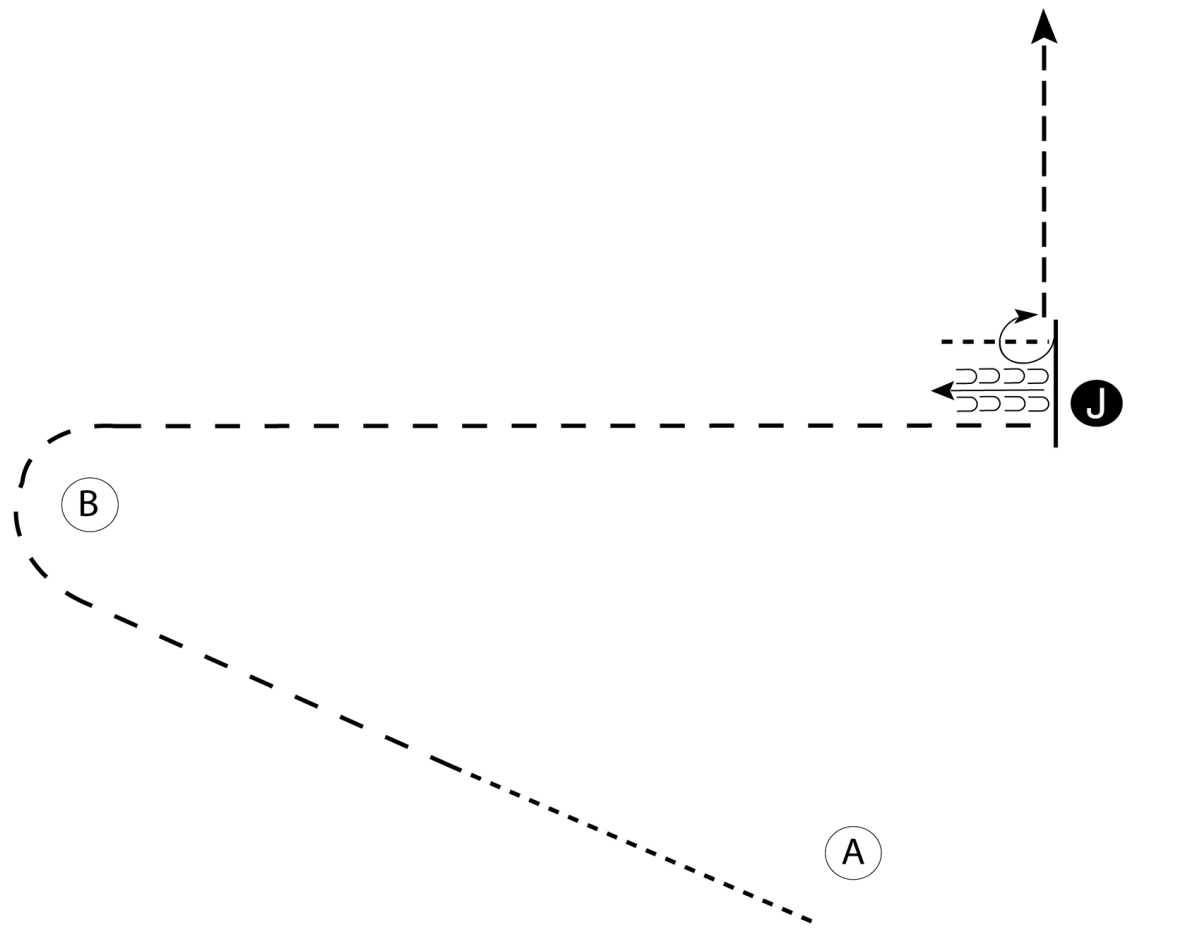
Clinton County Fair Open Pleasure Show

SMS- Jr, Sr & Adult

Show Date: 07-30-2017

w w w . H o r s e S h o w P a t t e r n s . c o m

w w w . H o r s e S h o w P a t t e r n s . c o m



1. Begin at A. Walk halfway to B
2. Trot to and around B to the Judge
3. Stop and back one horse length
4. Walk to the Judge and set up for inspection
5. When dismissed perform a 270 degree turn and trot to the line-up

Walk	-----
Trot	- - - - -
Back	←
Marker	Ⓟ
Judge	Ⓝ

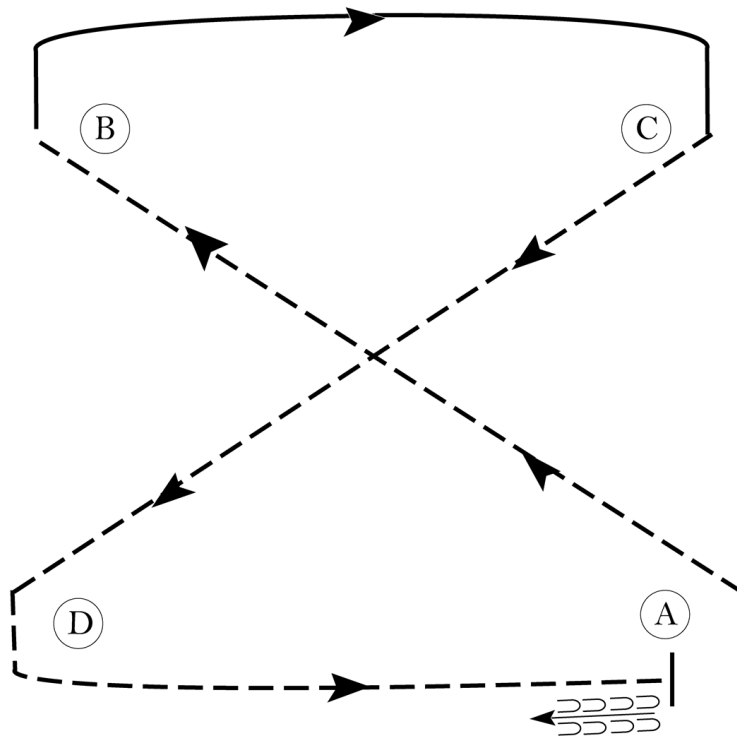
[S/1-15]

Pattern Provided by:
Chad Moshier

Clinton County Fair Open Pleasure Show

Equitation- Jr, Sr & Adult

Show Date: 07-30-2017



Be ready at A.

1. Posting trot on the left diagonal to B.
2. Canter on the right lead to and around C.
3. Posting trot on the right diagonal to D.
4. Sitting trot to A.
5. Halt at A and back approximately one horse length.

Exit at a sitting trot.

Walk
Trot	-----
Extended Trot	- - - - -
Canter	—————
Leg Yield	
Lead Change	— / —
Back	←←←←←
Marker	(B)
Sidepass	←-----←
Hand Gallop	— / — / — / —

[HSE/1-24]

Pattern Provided by:

Chad Moshier